

Agenda

Welcome & Introductions

What is a Midterm?

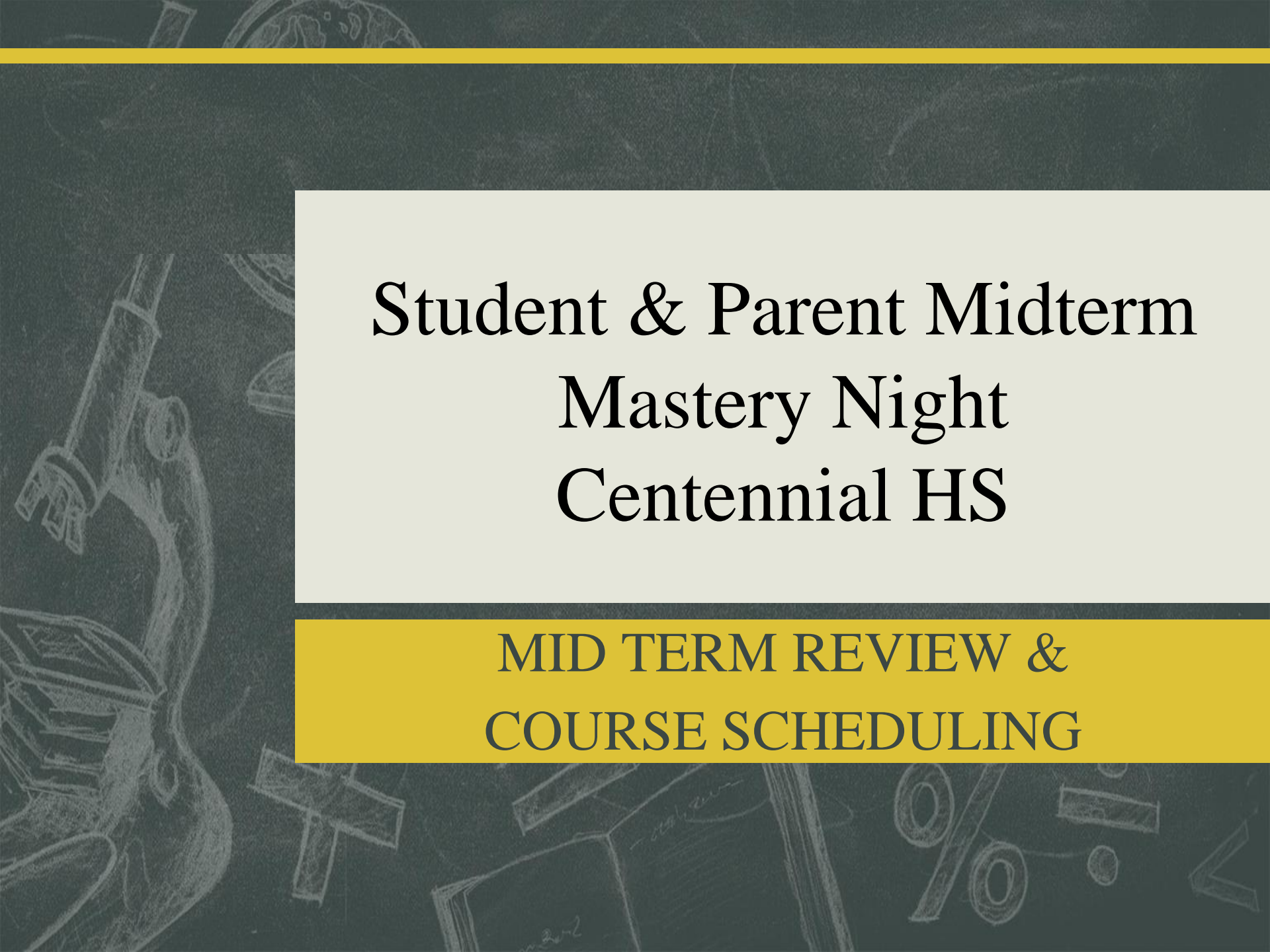
How do I get organized?

Studying for Midterms & General Tips

How do I study for.....

Math, U.S. History, English, Science, Lifetime
Fitness, Health, and World Language?

Course registration for next year

The background is a dark grey chalkboard with various white chalk sketches. On the left, there is a detailed drawing of a microscope. In the center, there is a drawing of a book with the word 'Calculus' written on its cover. To the right of the book, there are several mathematical symbols including a percentage sign (%), an exclamation mark (!), and a less-than sign (<).

Student & Parent Midterm Mastery Night Centennial HS

MID TERM REVIEW &
COURSE SCHEDULING



What is a midterm?



A test that covers material from the beginning of the year to the present.

Schedule of Midterms

Tuesday, January 19, 2016	Full Day	Exam 1
Wednesday, January 20, 2016	Half Day	Exam 2 & 3
Thursday, January 21, 2016	Half Day	Exam 4A & 4B
Friday, January 22, 2016	Half Day	Exam 5 & 6

Wednesday-Friday: Schools close 3 hours early.

No extra curricular activities, except 1-½ hour conditioning practices which may begin at 2:45 p.m.

Midterm Review/Support

- Extra Review with Teachers

Tuesday – Thursday, Jan. 12th – 14th

2:15pm – 3:30pm

**reserve seats for the Activity Bus using SignUp Genius*

<http://www.signupgenius.com/go/10c0b4ca8a922a1f85-chsmidterm>

Studying for Midterms

Some General Tips



Are there strategies to help me prepare for my midterms?

Eat breakfast and drink water!!!!

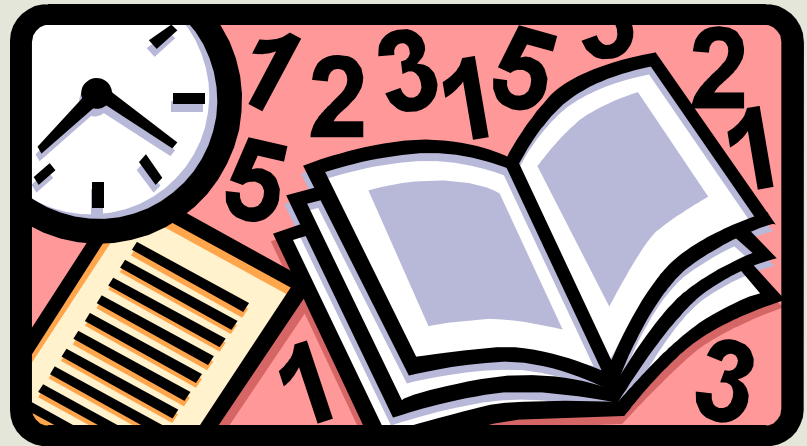
Ask Questions

Get Organized

Lots of Review

Exercise

Study in Groups



Recommended Strategies

- 1) Using your teacher's review sheet as a guide, organize your notes first. This process is part of reviewing because it will refresh your memory as to what you've covered in class.

ALL teachers' review sheets are available in one place online.

- Go to the school website: <http://chs.hcpss.org>
- Click on the tab "Academics"
- Then, choose "Academic Resources"

Recommended Strategies

- 2) As you organize, pay attention to what you remember well versus what you don't understand.
- 3) Annotate your review sheet to highlight what you don't understand. This will help you focus on the areas that you need to study first.
- 4) Now is the time to check with your teacher or another reliable student in the class if you don't understand something. Don't wait until the night before! This can cause unnecessary panic.

Recommended Strategies

- 5) Study from old quizzes and tests.
- 6) Redo key homework assignments.
- 7) Teach someone else what you know! Teaching is one of the best ways to evaluate how much you know.

Recommended Strategies

Use multiple intelligences

Study aloud.

Study with a partner.

Write things down on note cards.

Draw pictures to help you remember.

Divide material into small chunks

Study only 20 minutes at one sitting.

Take frequent breaks.

Study often – start tonight!

Cramming – studying a few hours before the test or the night before – has been proven to be very ineffective.

Honor Societies Tutors!!!

National HS

Math NHS

Science NHS

English NHS

History NHS

IF YOU NEED A TUTOR, SEE YOUR
COUNSELOR

BREAKS BETWEEN MIDTERM EXAMS FOR ALL STUDENTS

- We will have Eagle Time during the breaks between classes. Students should use this unstructured time for last-minute review or relaxation.

The background is a dark, textured surface resembling a chalkboard. It is covered with faint, light-colored chalk sketches. On the left side, there is a detailed drawing of a microscope. In the upper left, a small globe is visible. Scattered across the bottom and right are various mathematical symbols and geometric shapes, including a large plus sign, a percentage sign, a less-than sign, and some rectangular blocks.



Midterm Grades

Computing Final Grades

How does my midterm grade calculate into my final grade?

Year-Long Course = 10% of the final grade

Semester Course (Health, Lifetime Fitness) = 20% of the final grade



Do my grades on midterm exams affect my eligibility for extracurricular activities?

No

Computing Final Grades

Steps:

1. For a one credit class, write down each quarter, midterm and final grade.
2. Transpose each grade its numerical equivalent. (see below)
3. Multiply each quarter grade by two and each exam grade by one.
4. Add all the numbers together to get the total.
5. Divide the total by 10
6. Look on the chart to translate the number back to a letter grade.

(See Chart Below)

Numerical Equivalents

A = 4

B = 3

C = 2

D = 1

E = 0

Translate to Letter Grade

3.5 - 4.0 = A

2.5 - 3.4 = B

1.5 - 2.4 = C

.75 - 1.4 = D

.00 - .74 = E

Biology EXAMPLE

	<u>1st qtr</u>	<u>2nd qtr</u>	<u>Mid-Term</u>	<u>3rd qtr</u>	<u>4th qtr</u>	<u>Final Exam</u>
Letter Grade	B	A	B	C	B	B
Value	3	4	3	2	3	3
Multiply by	x 2	x 2	x 1	x 2	x 2	x 1
<hr/>						
	6	+	8	+	3	+
					4	+
						6
						+
						3

Total = **30**

Divide Total 30 by 10 = 3
 (Divide by 5 for a semester course.)
 Letter Grade 3.0

**The student needs a total of 8 quality points in order to get a passing grade.
 They cannot pass for the year if they fail a total of 3 quarters or fail 3rd
 and 4th quarter.**



Lifetime Fitness and Health



Study Materials for Lifetime Fitness

- *Final Exam Study Guide

 - Located on Canvas

- * Review all chapter worksheets

- * Book is available online, through Canvas

Study Materials for Health

*Final Exam Study Guide

- Located on Canvas
- Distributed to students prior to winter break

*Review Classroom Assignments

- Vocabulary terms, Notes, Class Activities, Tests, quizzes, and projects.
- Notebooks were kept in the room all semester and can be taken home at any time to study.

Formats

Health Education Final Assessment


* about 100 Selected Response

Lifetime Fitness Final Exam

* about 75 Selected Response

Mathematics Assessments

Laying the groundwork for success in your mathematics classes.



What makes math different?

Specific tools or aides are often needed for successful completion of tasks.

Graphing calculator (TI-83 or TI-84)

Compass & straightedge (Geometry)

Practice is **essential** for skill mastery!

Who is assessed?

All math courses!

These courses have a higher concentration of freshman students

Algebra I

Geometry GT

Algebra II GT

After School Review Sessions

Students should check with their teacher
to find out
date
and
place
of review sessions.

Math Midterms

Exams consists of:

Multiple Choice

Short Answers

Word Problems

STUDY TIPS:

Go over review sheets, class notes, quizzes and past exams.

Possible Resources?

Review packets will be obtained from your teacher.

Review your course syllabus.

Review previous quizzes, chapter/unit tests.

Download the course's essential curriculum www.hcpss.org/math/essential.curriculum/essential.curriculum.html

Daily National Math Honor Society Tutoring

Math Department Requests...

Parents, take an active role in your child's learning.

Materials, Materials, Materials!

All students should have their own graphing calculator.

Geometry students should own their own compass and straightedge.

Practice, Practice, Practice!

Ask for help!!!



UNITED STATES HISTORY

MIDTERM



Ms. Levy, Dr. Warren,
Ms. Pan, and Mr. Whittaker

study *verb*

the act of texting, eating and watching TV with an open textbook nearby




Travis God's Patience

Remember:



STUDY GUIDES

Each U.S. History teacher will either give a review sheet to students or it will be posted in their Canvas Course.



ADDITIONAL HELP

Students are expected to attend the afterschool midterm review session if they need additional help studying for midterm.

- Students should bring completed midterm review sheets to afterschool review session.
- Teachers will answer questions regarding accuracy and offer clarification on any confusing topics.



MID TERM FORMAT:

- multiple choice questions
- 1 essay question



The next two slides are sample questions.

The Homestead Act was important in the growth of the West because it...

- A. set aside reservations for Native American Indians.
- B. created the Department of Agriculture to aid farmers.
- C. encouraged settlement of the Great Plains.
- D. provided land to build a canal system.

During the 19th century, what was the major reason that an increasing number of states established public schools and passed compulsory education laws?

- A. Reformers argued that an educated, literate population was necessary for a successful democracy.
- B. The Supreme Court required the states to do so.
- C. Most jobs required a high school diploma.
- D. The United States had begun a massive program of technical training to enhance its international economic position.

English Midterm Fun!

Ms. Mancini, Ms. McDonough
Mr. Sharbaugh, & Mr. Wilfinger

Review sheets will be distributed in class



English Midterm Exam

- Outlines and review sheets for the exam will be distributed in class and are available on CHS's webpage.
- Material will be reviewed in class.

Types of Questions

Types of questions on the Midterm Exam for 9th grade students:

Selected Responses (multiple choice)—based on reading passages, vocabulary, grammar, and writing skills

Constructed Response—an additional essay or short answer in response to literature and/or topics learned in class

What should students study?

- ~Literary terminology (direct and indirect characterization, theme, point of view, etc.)
- ~Literary Devices (simile, metaphor,
 - personification, etc.)
- ~Vocabulary (from Sadlier-Oxford books)
- ~Grammar and writing skills
- ~Research Process (if already completed in class)

How Do I Study?

Literature

Do NOT re-read novels; **skim chapter notes**, reviewing characters, setting, central conflict, etc.

Review study guides, activities, worksheets, and questions related to the reading. Be sure to think beyond the literal story and consider author's message, and how he/she communicates that message.

How Do I Study?

Vocabulary

- ~Check individual teacher review sheets
 - for specifics on which words you need to know
- ~Make flashcards or use Quizlet
- ~Divide into chunks; review words 10 at a time

How Do I Study?

Grammar & Writing Skills

Review **worksheets**, class notes, **and** activities.

For more practice, visit

www.owl.purdue.edu

Science Mid-term Info

Earth & Space

Earth & Space GT

GT Biology



Study Materials

Earth & Space Science

Midterm Review Packet

Previous Tests & Quizzes

Appropriate Chapters in the Textbook

Drawings, Warm-ups, & Drills

Lab Activities

End of chapter review questions



Format

- **Earth and Space Science Midterm**
of Selected Response questions range from 120-180 (depending upon teacher and course level)
- **Exam covers all the science knowledge accumulated since late August!**
- **Most questions are conceptual**

Earth/Space Review

- Students are encouraged to complete the available study packets.
- After school help is available Tuesday (1/12), as well as sending your questions via e-mail to lori_griffiths@hcpss.org or todd_rosenfeld@hcpss.org

Study Materials

Biology GT

Midterm Study Guide

Previous Tests & Quizzes

**Appropriate Chapters in the
Textbook**

Drawings, Warm-ups, & Drills

Lab Activities

GT Biology

Format

90 selected response questions on material covered first semester.

Review Sessions

* bring suggested study materials and textbook to review sessions as well as specific questions you have about the material!

The background of the slide is a dark, textured surface, possibly a chalkboard, covered with faint, light-colored sketches. These sketches include a microscope on the left, a globe at the top, a cross in the bottom left, an open book in the bottom center, and a percentage sign and other geometric shapes on the bottom right.

Midterm exams
for

World Language

What will the exams cover?

In short, everything studied this year,
focusing specifically on material covered in
Semester 1 (Marking Periods 1 and 2).

Grammar, vocabulary and culture

Stand-alone and integrated

Listening, Reading, Writing

How should I review?

- Each teacher will spend time in class with formal review.
- Make flashcards to review vocabulary / thematic concepts.
- Utilize all your old quizzes and notes. Organize, retake, correct them.
- Ask questions in class.
- Practice online. Every text has practice activities online. If you are missing vocabulary or grammar information, it can usually be found online.
- It is important for you to ask as many questions as necessary to be prepared at home to study!

What is it going to look like?

Expect to be formally assessed on the exam in reading, listening and writing.

Primarily objective format-- SCANTRON forms

What is the CHINESE midterm exam going to look like?

- Review sheet will distribute to students prior to winter break:
- Oral portion of the exam will be conducted on Thursday and Friday.
- The writing portion of the exam will be Multiple Choice, Fill-in-the Blank and short essay. Unit 1 lesson 1-4 and Unit 2 lesson 1-2 will be covered.

What is the FRENCH 1 midterm exam going to look like?

- Exam format: multiple choice, fill in the blank and BCR
- Lessons 1 through 3 from Bien Dit will be covered on the exam.

What will the French 2 and French 2H midterm look like?

- *It will consist of multiple choice items, short answer and a writing portion for honors students.
- *It will cover Chapitres 1-4 from Bien Dit.
- *All topics can be found on the CHS website and Mr. Doff and Mrs. Doff will be available for after school review sessions as well.

What is the GERMAN midterm exam going to look like?

- Exam format: multiple choice, fill in the blank and BCR
- Chapters 1A, 1B, 2A and 2B from Mosaik 1 will be covered on the exam.

What is the SPANISH midterm exam going to look like?

- Exam format – SCANTRON
- Chapters PE-2A will be on the exam

Spanish 2/2H Midterms

Mr. Doff (Room 102)

Mrs. Grimes (Room 103)

Mrs. Jordan (Room 104)

All Spanish 2/2H teachers will hold after-school review.

Spanish 2/2H Midterms

- Midterm examinations are created in-house and all instructors of the same level collaborate to create the exam.
- Midterm examinations are created to challenge students for the maximum exam time AND to assure formal assessment of all topics covered during Semester 1.
- Please contact your child's Spanish teacher for any additional extra-help sessions.

Spanish 2/2H Midterms

Exams are composed of:

- selected-response questions
- BCR (brief constructed response prompt)

Students may effectively prepare by:

- working with a study partner
- consulting on-line resources
- coming after school for extra help
- reviewing old quizzes, tests and assignments

Resources

Check your teacher's website

<http://french.about.com>

<http://studyspanish.com>

<http://www.flashcardexchange.com>

<http://www.conjuguemos.com>

<http://www.classzone.com/french.cfm>

www.PHSchool.com (this is a spanish textbook site)

The background of the slide is a dark grey surface covered with faint, light grey sketches of various educational and scientific concepts. These include a microscope on the left, a globe at the top, a cross, a book, a percentage sign, and other geometric and scientific symbols scattered throughout.

Any Questions?

**NOW FOR COURSE SCHEDULING
FOR NEXT YEAR...**

The background of the slide is a dark grey chalkboard with faint, light grey sketches. On the left, there is a detailed drawing of a microscope. In the bottom right corner, there are sketches of a book, a percentage sign (%), and a less-than sign (<).

Next Year's Schedule

What is my role in the course selection process?

Course selection process

- January 25th - Course selection materials will be handed out to students during third period.
- January 29th - Course selection sheets are due to English Teachers
- January 29th through Feb 15 Counselors will be meeting with students individually through their English classes
- February 19th - Last day to turn in Course Placement Review forms

Materials to look for

- Color coded Course selection sheets with Course Placement Review form on reverse
- Quick reference list of high school course numbers
- FAQ sheet
- Students WILL NOT receive a course catalog this year
- Please go to the HCPSS website or Naviance to view the Catalog of Approved High School Courses
- If you do not have a computer or internet access, please talk to your child's counselor.



2015 - 2016 COURSE REGISTRATION GRADE 9 – CLASS OF 2018

NAME: _____ PHONE: _____

ADDRESS: _____ CITY: _____ ZIP: _____

List the seven credits requested for the 2014 - 2015 school year. Read the notes below before completing the registration form.

DEPARTMENT	COURSE NUMBER	COURSE NAME	Prerequisite Met?	CREDIT	TEACHER SIGNATURE
English 9					
Mathematics					
Science					
Social Studies					

TOTAL CREDITS = 7

List three courses to be used as alternates in case an elective above is not available or there is a scheduling conflict.

	COURSE NUMBER	COURSE NAME	TEACHER SIGNATURE
Alternate # 1			
Alternate # 2			
Alternate # 3			

Please indicate an intended Program Choice(s):

- ☐ World Language
☐ Advanced Technology Sequence
☐ Career & Technology Completer (Career Academy: _____ or Career Research and Development)

Check if applicable.

☐ IEP ☐ 504 ☐ ESOL

Student Signature: _____ Parent Signature: _____

Print Parent Name: _____ Daytime Phone: _____

Parent E-mail: _____ Initials of School Counselor: _____

NOTES:

- The student and parent should use *The Catalog of Approved High School Courses* to review course selections for the upcoming school year. Please note course descriptions and prerequisites. Each student was given a copy of the catalog during counselor meetings.
- Note to Parents:** If you have concerns about or disagree with any of the course recommendations, you may complete the reverse side of this form.

Course Placement Review

It is the goal of the Howard County Public School System to prepare students for lifelong learning by taking the most challenging courses in which they can be successful. This section should be **completed by a parent/guardian** when he or she wishes to request a course placement different from a teacher's recommendation.

To the parent/guardian:

- ✓ Teachers make course recommendations based on student performance in class and their knowledge of expectations and rigor of the high school courses in their curricular area.
- ✓ It is suggested that the student and/or parent have a conversation (in person, by phone, or by e-mail) with the current teacher about the course recommendation so there is an understanding of the rationale behind the teacher recommendation.
- ✓ Further information on courses and curriculum expectations is available from the appropriate Instructional Team Leader.
- ✓ While we always want to encourage students to take the most challenging courses they can, it is critical for students and parents to understand that it may not be possible to transfer out of the course due to scheduling limitations. In addition, if the student withdraws from the course more than seven days after the first interim report, he/she may not be able to transfer to another course and earn credit for it.

Teacher Recommendation		Parent/Guardian Request if Different from Teacher		
COURSE NUMBER	COURSE NAME	COURSE NUMBER	COURSE NAME	Prerequisite Met**

** If prerequisite has not been met, the student cannot be registered for the course.

As a parent, I will monitor my child's progress in the class to make sure it remains appropriate. I am aware that it may not be possible to transfer out of the course due to scheduling limitations. If my child withdraws from the course more than seven days after the first interim report, he/she may not be able to transfer into another course and earn credit for it.

Student Signature: _____

Parent/Guardian Signature: _____

Career Academies at Centennial

- Accounting Academy
- Career, Research and Development
- Culinary Science Academy
- Marketing Academy
- Pre-Engineering Academy (PLTW)
- Teacher Academy

Mr. Rick Robb

Principal

ARL

Twitter @hcpss_arl

FOCUS ON YOUR FUTURE

ARTS, MEDIA & COMMUNICATION **INFORMATION TECHNOLOGY**
BUSINESS, MANAGEMENT & FINANCE **HUMAN RESOURCE SERVICES**
CONSTRUCTION & DEVELOPMENT **TRANSPORTATION TECHNOLOGIES**
CONSUMER SERVICES, HOSPITALITY & TOURISM **HEALTH & BIOSCIENCES**
MANUFACTURING, ENGINEERING & TECHNOLOGY



CAREER

HOWARD COUNTY PUBLIC SCHOOLS

ACADEMIES

Career Academies

- Accounting
- Allied Health
- Architectural
- Automotive Technology
- Biotechnology
- Business Management
- Career Research and Development
- Certified Nursing Assistant
- Child Development
- Computer Programming
- Construction Management
- Culinary Science
- Cyber security Networking
- Emergency Medical Technician
- Finance
- Government, Law and Public Administration
- Health Professions
- Homeland Security and Emergency Management
- Hotel and Restaurant Management
- Marketing
- Pre-Engineering – Project Lead the Way*
- Systems and Project Engineering
- Teacher Academy
- Visual Communications

*PLTW Academy – only academy available for 9th graders

When do students begin at the **ARL**?

<http://arl.hcpss.org/>

▪ **10th Grade**

- Early College Program – Network Security
- PLTW – Aerospace Engineering

▪ **11th Grade**

- All other Academies (16)

🕒 **Parent Nights**

- Jan 14 @ the ARL – 7pm
- Jan 28 @ Miller Library – 7pm

Yes...

- ✓ **Bus transportation** back and forth from home school is provided.
- ✓ Students get back in time to participate in **ALL after school activities/sports.**
- ✓ **Internships** are a big part of our programs!

FOCUS ON YOUR FUTURE

New for 2015-2016!

PLTW – Aerospace Engineering

- **10th and 11th grade program (G/T level)**
- **5 Courses in Sequence – DO NOT request Foundations of Technology or Intro to Engineering in 9th or 10th grade.**
- **Return to Home HS in 12th Grade for Possible Internships Through GT Mentoring**

FOCUS ON YOUR FUTURE

Early College Program

Network Security

- **Begins in 10th grade.**
- **Earn college credits.**
- **Earn industry certifications and an AA degree.**
- **Take AA degree to 4yr college and earn your BS/BA!**

After School Activities?

- YES!
 - First year students come to the ARL in the morning for periods 1 & 2 only.
 - Second year students come to the ARL or go directly to their internship site on an A/B day schedule – periods 4B, 5 & 6
 - ALL students are back to school in time for ALL after school activities!

FOCUS ON YOUR FUTURE

If You Have Questions.....

Visit our Website: <http://arl.hcpss.org/>

- **Principal: Rick Robb** (rick_robb@hcpss.org) or
410.313.6998
- **Counselor: Erin Broderick:** erin_broderick@hcpss.org or
410.313.1298
- **Information Nights @ the ARL:** Jan. 14th (7-9:00pm)
- **Information Nights @ Miller Branch Library (Jan 28) (7-8:00pm)**
- **9th Grade Shadow Day for Early College Program:**
 - **October & January**